



**preci-dip**

swiss world connects

# SPRING-LOADED CONNECTORS







preci-dip

WWW.PRECIDIP.COM TEL +41 32 421 04 00 SALES@PRECIDIP.COM

# QUICK SELECTOR CHART

SPRING-LOADED CONNECTORS AND PAD CONNECTORS

## GRID

	1.25 mm	2 mm	2.54 mm
	SINGLE ROW	SINGLE ROW DOUBLE ROW	SINGLE ROW DOUBLE ROW

## SLC CONNECTORS

SEE PAGE

Straight solder tail		32		34	34
Right angle solder tail		32			
Surface mount perpendicular			33 33	35, 36	35, 36
Surface mount perpendicular with positioning pins				37	37
Surface mount parallel				38	
SIM card socket					38

## PAD CONNECTORS

Surface mount perpendicular				39	39
Surface mount parallel				39	



preci-dip

WWW.PRECIDIP.COM TEL +41 32 421 04 00 SALES@PRECIDIP.COM

# SPRING-LOADED CONNECTORS PAD CONNECTORS

## GENERAL SPECIFICATIONS

The values listed below are general specs applying for PRECI-DIP spring-loaded connectors. Please see individual catalog page for additional and product specific technical data.

<b>OPERATING TEMPERATURE RANGE</b>	-55 ... +125 °C (-55 °... +85 °C with music wire spring)
<b>CLIMATIC CATEGORY (IEC)</b>	55/85/21
<b>OPERATING HUMIDITY RANGE</b>	Annual mean 75%
<b>MAX. WORKING VOLTAGE</b>	100 V <sub>RMS</sub> /150 V <sub>DC</sub> (2.54 mm grid)



PRECI-DIP connectors designated « Series Preci-Dip Connector » are recognized by UL LLC and listed under « Connectors for Use in Data, Signal, Control and Power Applications », File Nr. E174442.

## MECHANICAL CHARACTERISTICS

	BASIC	LOW RESISTANCE	LOW RESISTANCE
	HOLLOW PISTON TYPE	SHAPED PISTON TYPE	CLIP IN-LINE DESIGN TYPE
<b>MIN. INITIAL HEIGHT</b>	3 mm	6 mm	10 mm
<b>STROKE/HEIGHT RATIO</b>	Max. 0.3	Max. 0.2	Max. 0.15
<b>MAX STROKE</b>	2 mm	2 mm	1.5 mm
<b>MIN. INITIAL SPRING FORCE</b>	0.2 N	0.2 N	0.2 N

## ELECTRICAL CHARACTERISTICS

<b>INSULATION RESISTANCE BETWEEN ANY TWO ADJACENT CONTACTS</b>	Min. 10'000 MΩ at 500 V <sub>AC</sub>
<b>CAPACITANCE BETWEEN ANY TWO ADJACENT CONTACTS</b>	Max. 1 pF

## ENVIRONMENTAL CHARACTERISTICS

The sockets withstand the following environmental tests without mechanical and electrical defects:

- Dry heat steady state IEC 60512-11-9.11i / 60068-2-2.Bb: 125 °C, 16 h
  - Damp heat cyclic IEC 60512-11-12.11m / 60068-2-30.Db: 25/55 °C, 90 – 100 %rH, 1 cycle of 24 h
  - Cold steady state IEC 60512-11-10.11j / 60068-2-1.A: -55 °C, 2 h
  - Thermal shock IEC 60512-11-4.11d / 60068-2-14.Na: -55/125 °C, 5 cycles 30 min
  - Sinusoidal vibrations IEC 60512-6-4.6d / 60068-2-6.Fc: 10 to 500 Hz, 10 g, 1 octave/min, 10 cycles for each axis
  - Shock IEC 60512-6-3.6c / 60068-2-27.Ea: 50 g, 11 ms, 3 shocks in three axis
- During the above two tests, no contact interruption >50 ns does appear.

- Solderability J-STD-002A, Test A, 245 °C, 5 s, solder alloy SnAg3.8Cu0.7
- Resistance to soldering heat J-STD-020C, 260 °C, 20 s
- Moisture sensitivity J-STD-020C level 1



preci-dip

WWW.PRECIDIP.COM TEL +41 32 421 04 00 SALES@PRECIDIP.COM

# SPRING-LOADED CONNECTORS

1.25 mm GRID / SINGLE ROW / SOLDER TAIL


Fine pitch connectors with spring-loaded contacts (SLC), solder tail. High-rel contacts with clip, patented in-line design.

## TECHNICAL SPECIFICATIONS (FOR GENERAL SPECS, SEE PAGE 31)

<b>INSULATOR</b>	Black glass filled polyester PCT-GF30-FR	
<b>FLAMMABILITY</b>	UL 94V-0	
<b>PISTON AND BARREL</b>	Brass CuZn36Pb3 (C36000)	
<b>CONTACT CLIP</b>	Beryllium copper (C17200)	
<b>SPRING</b>	Stainless steel X12 CrNi177, DIN 17224	
<b>MAX. STROKE</b>	1.4 mm	
<b>FORCES</b>	0.2 N initial	0.36 N at 1/2 stroke
<b>MECHANICAL LIFE</b>	40'000 cycles	
<b>OPERATING CURRENT</b>	Max. 2 A	
<b>CONTACT RESISTANCE</b>	20 mΩ (static measurement, halfway position)	

## ORDERING INFORMATION ROHS COMPLIANT PARTS

PLATING CODE	PIN	PISTON
28	Tin	0.3 μm min. gold



See page 178 for plating specs.

Surface mount miniature SLC connectors available on request.

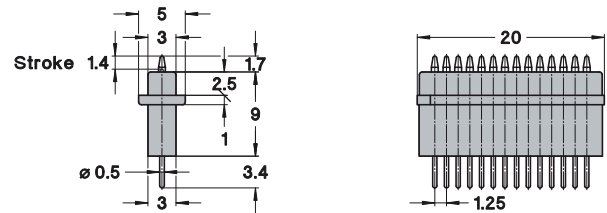
Please consult.

### 8PD-28-0014-01-812

Straight SLC connector, solder tail, single row

Standard number of contacts: 14

Please consult for other pin number or partially equipped connectors

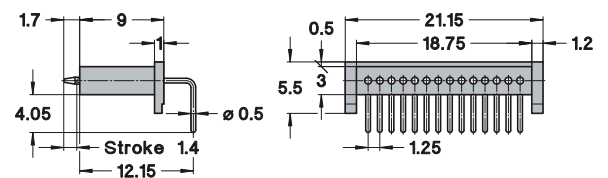


### 8PC-28-0014-01-828

Right angle SLC connector, solder tail, single row

Standard number of contacts: 14

Please consult for other pin number or partially equipped connectors





preci-dip

WWW.PRECIDIP.COM TEL +41 32 421 04 00 SALES@PRECIDIP.COM


# SPRING-LOADED CONNECTORS

2 mm GRID / SINGLE ROW / DOUBLE ROW / SURFACE MOUNT

Basic modular connectors with spring-loaded contacts (SLC), surface mount. Contacts with shaped piston design for low profile.

## TECHNICAL SPECIFICATIONS (FOR GENERAL SPECS, SEE PAGE 31)

<b>INSULATOR</b>	Black glass filled polyester LCP-GF30-FR
<b>FLAMMABILITY</b>	UL 94V-0
<b>PISTON AND BARREL</b>	Brass CuZn36Pb3 (C36000)
<b>SPRING</b>	Stainless steel X12 CrNi177, DIN 17224
<b>MAX. STROKE</b>	1.1 / 1.4 mm according to total height
<b>FORCES</b>	0.25 N initial                      0.7 N at 0.7 mm stroke
<b>MECHANICAL LIFE</b>	50'000 cycles
<b>OPERATING CURRENT</b>	Max. 3.5 A / 7A peak
<b>CONTACT RESISTANCE</b>	10 mΩ (static measurement, halfway position)
<b>COPLANARITY</b>	
<b>SMD TERMINATIONS</b>	Max. 0.1 mm (measured on 25 mm long connectors)



SPRING-LOADED CONNECTORS

## ORDERING INFORMATION ROHS COMPLIANT PARTS

<b>PLATING CODE</b>	<b>BARREL</b>	<b>PISTON</b>
S1	0.25 μm gold	0.5 μm gold

See page 178 for plating specs.

**NNN number of poles.** Replace **NNN** with the requested number of poles, e.g. 821-SS-**NNN**-30-012101 for a single row version with 16 pins becomes 821-SS-**016**-30-012101.

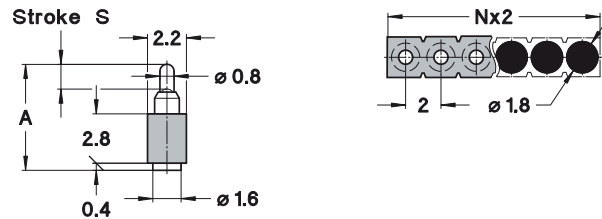
**Bulk:** **T & R Packaging with pick & place cap\* :**

821-S1-**NNN**-30-**XXX**101    821-S1-**NNN**-30-**XXX**191

Surface mount SLC connector, low profile, single row

**AVAILABILITY FROM**    2 to 10 contacts  
(standard number of contacts: 10)

\*Please consult [www.precidip.com](http://www.precidip.com) for availability size of tape, size of reel, number of components per reel and packing units.



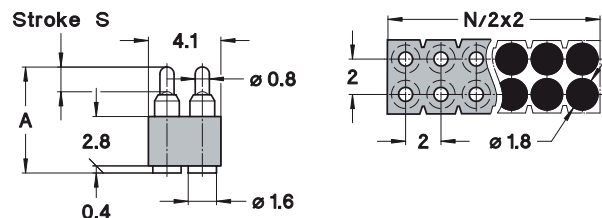
**Bulk:** **T & R Packaging with pick & place cap\* :**

823-S1-**NNN**-30-**XXX**101    823-S1-**NNN**-30-**XXX**191

Surface mount SLC connector, low profile, double row

**AVAILABILITY FROM**    4 to 20 contacts  
(standard number of contacts: 20)

\*Please consult [www.precidip.com](http://www.precidip.com) for availability size of tape, size of reel, number of components per reel and packing units.



## AVAILABLE CONNECTOR HEIGHTS

INITIAL HEIGHT A (mm)	STROKE S (mm)	XXX CODE
5	1.1	012
5.5	1.1	013
6	1.4	014
6.5	1.4	015



preci-dip

WWW.PRECIDIP.COM TEL +41 32 421 04 00 SALES@PRECIDIP.COM

# SPRING-LOADED CONNECTORS

2.54 mm GRID / SINGLE ROW / DOUBLE ROW / SOLDER TAIL


Low resistance modular connectors with spring-loaded contacts (SLC), solder tail. Contacts with improved, shaped piston design.

## TECHNICAL SPECIFICATIONS (FOR GENERAL SPECS, SEE PAGE 31)

INSULATOR	Black glass filled polyester PCT-GF30-FR	
FLAMMABILITY	UL 94V-0	
PISTON AND BARREL	Brass CuZn36Pb3 (C36000)	
SPRING	Music wire DIN 17223, gold plated	
MAX. STROKE	1.4 mm	
FORCES	0.25 N initial	0.85 N at 1/2 stroke
MECHANICAL LIFE	50'000 cycles	
OPERATING CURRENT	Max. 3.5 A	
CONTACT RESISTANCE	10 mΩ (static measurement, halfway position)	

## ORDERING INFORMATION ROHS COMPLIANT PARTS

PLATING CODE	BARREL	PISTON
S1	0.25 μm gold	0.5 μm gold
SS	0.5 μm gold	0.5 μm gold



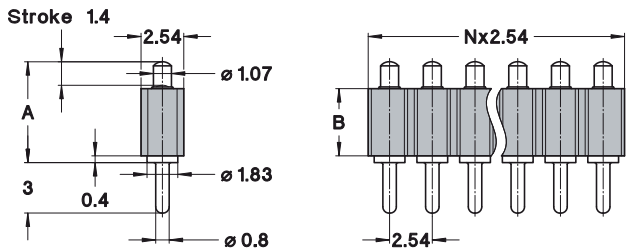
See page 178 for plating specs.

**NNN number of poles:** Replace **NNN** with the requested number of poles, e.g. 813-S1-**NNN**-10-014101 for a double row version with 16 pins becomes 813-S1-**016**-10-014101.

### 811-S1-**NNN**-10-**XXX**101

Straight SLC connector, low profile, solder tail, single row

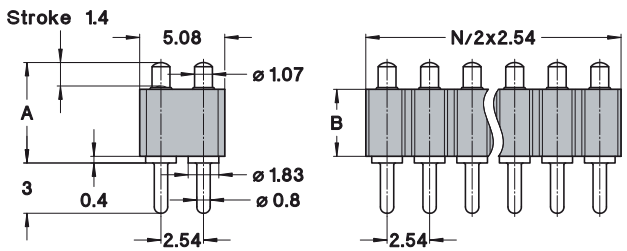
AVAILABILITY FROM 2 to 64 contacts  
(standard number of contacts: 64)



### 813-S1-**NNN**-10-**XXX**101

Straight SLC connector, low profile, solder tail, double row

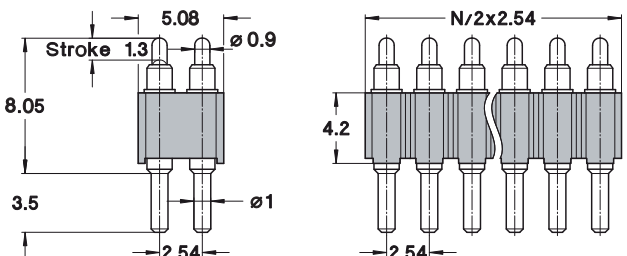
AVAILABILITY FROM 4 to 72 contacts  
(standard number of contacts: 72)



### 813-SS-**NNN**-10-474101

Straight SLC connector, solder tail, double row

AVAILABILITY FROM 4 to 64 contacts  
(standard number of contacts: 64)



## AVAILABLE CONNECTOR HEIGHTS

INITIAL HEIGHT A (mm)	PLASTIC BODY HEIGHT B (mm)	XXX CODE
6	4	014
6.5	4	015
7	4	016
7.5	4	017





preci-dip

WWW.PRECIDIP.COM TEL +41 32 421 04 00 SALES@PRECIDIP.COM


# SPRING-LOADED CONNECTORS

2.54 mm GRID / SINGLE ROW / DOUBLE ROW / SURFACE MOUNT

Basic modular connectors with spring-loaded contacts (SLC), surface mount. Contacts with hollow piston design for low profile.

## TECHNICAL SPECIFICATIONS (FOR GENERAL SPECS, SEE PAGE 31)

<b>INSULATOR</b>	Black glass filled polyester PCT-GF30-FR	
<b>FLAMMABILITY</b>	UL 94V-0	
<b>PISTON AND BARREL</b>	Brass CuZn36Pb3 (C36000)	
<b>SPRING</b>	Stainless steel X12 CrNi177, DIN 17224 (Music wire DIN 17223, gold plated for 811...008101)	
<b>MAX. STROKE</b>	1.4 mm (1 mm for 811-...-008101 and 1.15 mm for 811/813-...-001101)	
<b>FORCES</b>	0.25 N initial	0.6 N at 1/2 stroke
<b>MECHANICAL LIFE</b>	100'000 cycles	
<b>OPERATING CURRENT</b>	Max. 3.5 A	
<b>CONTACT RESISTANCE</b>	15 mΩ (static measurement, halfway position)	
<b>COPLANARITY</b>	Max. 0.1 mm (measured on 25 mm long connectors)	
<b>SMD TERMINATIONS</b>		



## ORDERING INFORMATION ROHS COMPLIANT PARTS

<b>PLATING CODE</b>	<b>BARREL</b>	<b>PISTON</b>
SS	0.5 μm gold	0.5 μm gold

See page 178 for plating specs.

**NNN number of poles.** Replace **NNN** with the requested number of poles, e.g. 811-SS-**NNN**-30-002101 for a single row version with 16 pins becomes 811-SS-**016**-30-002101.

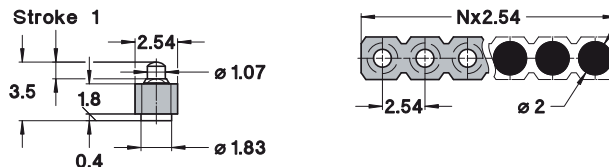
### Bulk: T & R Packaging with pick & place cap\* :

811-SS-**NNN**-30-008101 811-SS-**NNN**-30-008191

Surface mount SLC connector, very low profile, single row

**AVAILABILITY FROM** 2 to 10 contacts  
(standard number of contacts: 10)

\*Please consult [www.precidip.com](http://www.precidip.com) for availability size of tape, size of reel, number of components per reel and packing units.



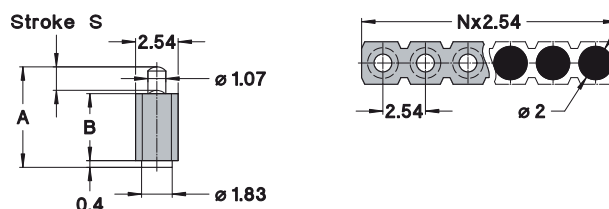
### Bulk: T & R Packaging with pick & place cap\* :

811-SS-**NNN**-30-**XXX**101 811-SS-**NNN**-30-**XXX**191

Surface mount SLC connector, low profile, single row

**AVAILABILITY FROM** 2 to 10 contacts  
(standard number of contacts: 10)

\*Please consult [www.precidip.com](http://www.precidip.com) for availability size of tape, size of reel, number of components per reel and packing units.



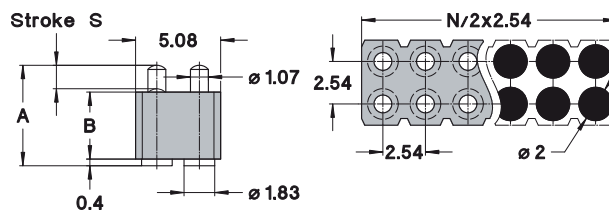
### Bulk: T & R Packaging with pick & place cap\* :

813-SS-**NNN**-30-**XXX**101 813-SS-**NNN**-30-**XXX**191

Surface mount SLC connector, low profile, double row

**AVAILABILITY FROM** 4 to 20 contacts  
(standard number of contacts: 20)

\*Please consult [www.precidip.com](http://www.precidip.com) for availability size of tape, size of reel, number of components per reel and packing units.



## AVAILABLE CONNECTOR HEIGHTS

INITIAL HEIGHT A (mm)	STROKE S (mm)	PLASTIC BODY HEIGHT B (mm)	XXX CODE
4.5	1.15	2.95	001
5	1.4	2.95	002
5.5	1.4	2.95	003
6	1.4	4	004
6.5	1.4	4	005
7	1.4	4	006
7.5	1.4	4	007



preci-dip

WWW.PRECIDIP.COM TEL +41 32 421 04 00 SALES@PRECIDIP.COM


# SPRING-LOADED CONNECTORS

2.54 mm GRID / SINGLE ROW / DOUBLE ROW / SURFACE MOUNT

Low resistance modular connectors with spring-loaded contacts (SLC), surface mount. Contacts with improved shaped piston design.

## TECHNICAL SPECIFICATIONS (FOR GENERAL SPECS, SEE PAGE 31)

<b>INSULATOR</b>	Black glass filled polyester PCT-GF30-FR	
<b>FLAMMABILITY</b>	UL 94V-0	
<b>PISTON AND BARREL</b>	Brass CuZn36Pb3 (C36000)	
<b>SPRING</b>	Music wire DIN 17223, gold plated	
<b>MAX. STROKE</b>	1.4 mm	
<b>FORCES</b>	0.25 N initial	0.85 N at 1/2 stroke
<b>MECHANICAL LIFE</b>	50'000 cycles	
<b>OPERATING CURRENT</b>	Max. 3.5 A	
<b>CONTACT RESISTANCE</b>	10 mΩ (static measurement, halfway position)	
<b>COPLANARITY</b>	Max. 0.1 mm (measured on 25 mm long connectors)	
<b>SMD TERMINATIONS</b>		



## ORDERING INFORMATION ROHS COMPLIANT PARTS

<b>PLATING CODE</b>	<b>BARREL</b>	<b>PISTON</b>
S1	0.25 μm gold	0.5 μm gold

See page 178 for plating specs.

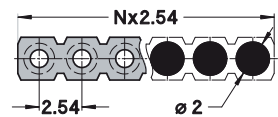
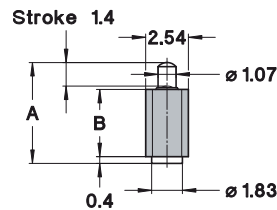
**NNN number of poles.** Replace **NNN** with the requested number of poles, e.g. 813-S1-**NNN**-30-014101 for a double row version with 16 pins becomes 813-S1-**016**-30-014101.

### Bulk: T & R Packaging with pick & place cap\* :

811-S1-**NNN**-30-**XXX**101 811-S1-**NNN**-30-**XXX**191

Surface mount SLC connector, low profile, single row

**AVAILABILITY FROM** 2 to 10 contacts  
(standard number of contacts: 10)



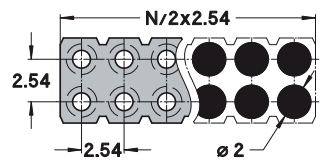
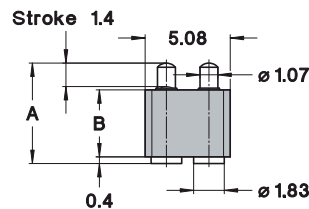
\*Please consult [www.precidip.com](http://www.precidip.com) for availability size of tape, size of reel, number of components per reel and packing units.

### Bulk: T & R Packaging with pick & place cap\* :

813-S1-**NNN**-30-**XXX**101 813-S1-**NNN**-30-**XXX**191

Surface mount SLC connector, low profile, double row

**AVAILABILITY FROM** 4 to 20 contacts  
(standard number of contacts: 20)



\*Please consult [www.precidip.com](http://www.precidip.com) for availability size of tape, size of reel, number of components per reel and packing units.

## AVAILABLE CONNECTOR HEIGHTS

INITIAL HEIGHT A (mm)	PLASTIC BODY HEIGHT B (mm)	XXX CODE
6	4	014
6.5	4	015
7	4	016
7.5	4	017



preci-dip

WWW.PRECIDIP.COM TEL +41 32 421 04 00 SALES@PRECIDIP.COM


# SPRING-LOADED CONNECTORS

2.54 mm GRID / SINGLE ROW / DOUBLE ROW / SURFACE MOUNT

Basic modular connectors with spring-loaded contacts (SLC), surface mount with positioning pins. Contacts with hollow piston design for low profile.

## TECHNICAL SPECIFICATIONS (FOR GENERAL SPECS, SEE PAGE 31)

<b>INSULATOR</b>	Black glass filled polyester PCT-GF30-FR
<b>FLAMMABILITY</b>	UL 94V-0
<b>PISTON AND BARREL</b>	Brass CuZn36Pb3 (C36000)
<b>SPRING</b>	Stainless steel X12 CrNi177, DIN 17224
<b>MAX. STROKE</b>	1.4 mm (1.15 mm for 811/813-...-021101)
<b>FORCES</b>	0.25 N initial                      0.6 N at 1/2 stroke
<b>MECHANICAL LIFE</b>	100'000 cycles
<b>OPERATING CURRENT</b>	Max. 3.5 A
<b>CONTACT RESISTANCE</b>	15 mΩ (static measurement, halfway position)
<b>COPLANARITY</b>	
<b>SMD TERMINATIONS</b>	Max. 0.1 mm (measured on 25 mm long connectors)



## ORDERING INFORMATION ROHS COMPLIANT PARTS

<b>PLATING CODE</b>	<b>BARREL</b>	<b>PISTON</b>
SS	0.5 μm gold	0.5 μm gold

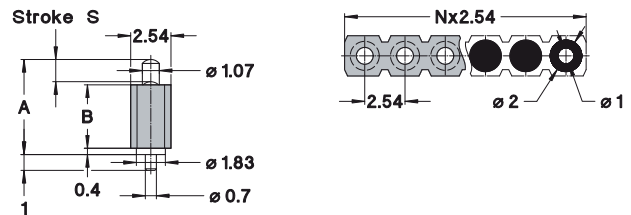
See page 178 for plating specs.

**NNN number of poles.** Replace **NNN** with the requested number of poles, e.g. 813-SS-**NNN**-30-021101 for a double row version with 16 pins becomes 813-SS-**016**-30-021101.

### 811-SS-**NNN**-30-**XXX**101

Surface mount SLC connector, low profile, single row, with 2 positioning pins

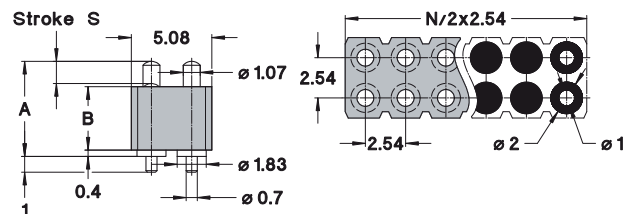
**AVAILABILITY FROM** 2 to 10 contacts  
(standard number of contacts: 10)



### 813-SS-**NNN**-30-**XXX**101

Surface mount SLC connector, double row, with 4 positioning pins

**AVAILABILITY FROM** 4 to 20 contacts  
(standard number of contacts: 20)



## AVAILABLE CONNECTOR HEIGHTS

INITIAL HEIGHT A (mm)	STROKE S (mm)	PLASTIC BODY HEIGHT B (mm)	XXX CODE
4.5	1.15	2.95	021
5	1.4	2.95	022
5.5	1.4	2.95	023
6	1.4	4	024
6.5	1.4	4	025
7	1.4	4	026
7.5	1.4	4	027



preci-dip

WWW.PRECIDIP.COM TEL +41 32 421 04 00 SALES@PRECIDIP.COM


# SPRING-LOADED CONNECTORS

2.54 mm GRID / SINGLE ROW / DOUBLE ROW / SURFACE MOUNT

Connectors with spring-loaded contacts (SLC), surface mount.

## TECHNICAL SPECIFICATIONS (FOR GENERAL SPECS, SEE PAGE 31)

<b>INSULATOR</b>	Black glass filled polyester PCT-GF30-FR		
<b>FLAMMABILITY</b>	UL 94V-0		
<b>PISTON AND BARREL</b>	Brass CuZn36Pb3 (C36000)		
	<b>8PM...131</b>	<b>8PM...260</b>	<b>8PM...219</b>
<b>SPRING</b>	Music wire DIN 17723, gold plated	Stainless steel X12 CrNi177, DIN 17224	Stainless steel X12 CrNi177, DIN 17224
<b>MAX. STROKE</b>	1.5 mm	1.5 mm	1 mm
<b>FORCES</b>	0.2 N initial 0.9 N at 1/2 stroke	0.25 N initial 0.95 N at 1/2 stroke	0.25 N initial 0.6 N at 1/2 stroke
<b>MECHANICAL LIFE</b>	50'000 cycles	50'000 cycles	100'000 cycles
<b>OPERATING CURRENT</b>	Max. 3 A	Max. 3 A	Max. 3 A
<b>CONTACT RESISTANCE</b>	10 mΩ (static measurement, halfway position)	10 mΩ	15 mΩ
<b>COPLANARITY SMD TERMINATIONS</b>	Max 0.1 mm (measured on 25 mm long connectors)		



Other plating on request (see page 178 for plating specs).

**NN number of poles.** Replace NN with the requested number of poles, e.g. 8PM-11-00NN-02-131 with 5 pins becomes 8PM-11-0005-02-131.

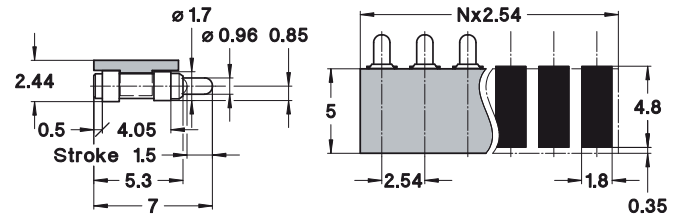
## ORDERING INFORMATION ROHS COMPLIANT PARTS

PLATING CODE	BARREL	PISTON
11	0.25 µm gold	0.25 µm gold
SS	0.5 µm gold	0.5 µm gold

**Bulk:** 8PM-11-00NN-02-260  
**T & R Packaging\*:** 8PM-11-00NN-02-260191

Parallel surface mount SLC connector for pick & place automatic assembly

**AVAILABILITY FROM** 2 to 10 contacts  
(standard number of contacts: 10)

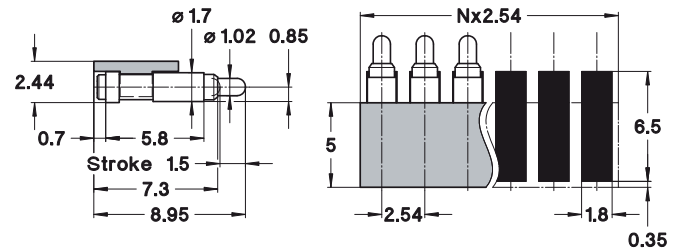


\*Please consult [www.precidip.com](http://www.precidip.com) for availability size of tape, size of reel, number of components per reel and packing units.

**Bulk:** 8PM-11-00NN-02-131  
**T & R Packaging\*:** 8PM-11-00NN-02-131191

Parallel surface mount SLC connector for pick & place automatic assembly

**AVAILABILITY FROM** 2 to 10 contacts  
(standard number of contacts: 10)

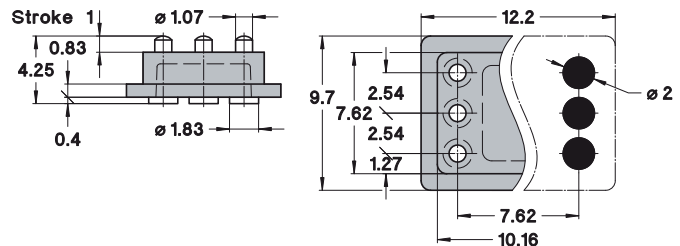


\*Please consult [www.precidip.com](http://www.precidip.com) for availability size of tape, size of reel, number of components per reel and packing units.

**Bulk:** 8PM-SS-0006-02-219  
**T & R Packaging\*:** 8PM-SS-0006-02-219191

SLC connector for chipcards with contacting pads acc. to ISO 7816

Standard number of contacts: 6



\*Please consult [www.precidip.com](http://www.precidip.com) for availability size of tape, size of reel, number of components per reel and packing units.



preci-dip

WWW.PRECIDIP.COM TEL +41 32 421 04 00 SALES@PRECIDIP.COM

# PAD CONNECTORS

SINGLE ROW / DOUBLE ROW / SURFACE MOUNT


Pad connectors with fixed contacts, counterparts for spring-loaded connectors.

## TECHNICAL SPECIFICATIONS (FOR GENERAL SPECS, SEE PAGE 31)

<b>INSULATOR</b>	Black glass filled polyester PCT-GF30-FR
<b>FLAMMABILITY</b>	UL 94V-0
<b>CONTACT</b>	Brass CuZn36Pb3 (C36000)
<b>CONTACTING AREA Ø</b>	1.5 mm
<b>OPERATING CURRENT</b>	Max. 3.5 A
<b>DIELECTRIC STRENGTH</b>	Min. 1'000 V <sub>RMS</sub>
<b>COPLANARITY</b>	
<b>SMD TERMINATIONS</b>	Max. 0.1 mm (measured on 25 mm long connectors)

## ORDERING INFORMATION ROHS COMPLIANT PARTS

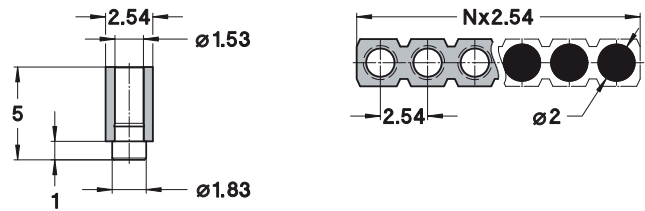
PLATING CODE	TERMINATION	CONTACTING AREA
10, 11	0.25 µm gold	0.25 µm gold



See page 178 for plating specs.

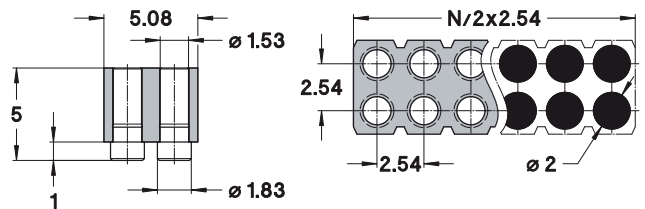
**NNN / NN number of poles.** Replace **NNN** or **NN** with the requested number of poles, e.g. 802-10-**NNN**-30-507101 for a double row version with 20 pins becomes 802-10-**020**-30-507101.

**Bulk:** 800-10-**NNN**-30-507101  
**T & R Packaging\*:** 800-10-**NNN**-30-507191  
 SMD pad connector, single row, perpendicular mount  
**AVAILABILITY FROM** 2 to 10 contacts  
 (standard number of contacts: 10)



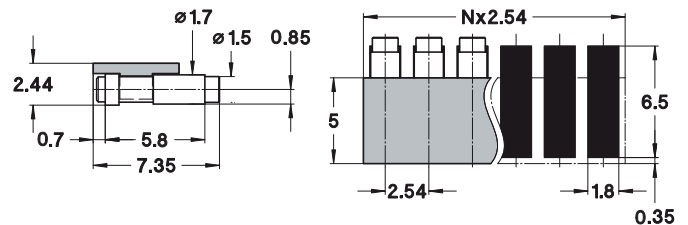
\*Please consult [www.precidip.com](http://www.precidip.com) for availability size of tape, size of reel, number of components per reel and packing units.

**Bulk:** 802-10-**NNN**-30-507101  
**T & R Packaging\*:** 802-10-**NNN**-30-507191  
 SMD pad connector, double row, perpendicular mount  
**AVAILABILITY FROM** 4 to 20 contacts  
 (standard number of contacts: 20)



\*Please consult [www.precidip.com](http://www.precidip.com) for availability size of tape, size of reel, number of components per reel and packing units.

**Bulk:** 8MM-11-00**NN**-02-131  
**T & R Packaging\*:** 8MM-11-00**NN**-02-131191  
 SMD pad connector, single row, parallel mount  
**AVAILABILITY FROM** 2 to 10 contacts  
 (standard number of contacts: 10)



\*Please consult [www.precidip.com](http://www.precidip.com) for availability size of tape, size of reel, number of components per reel and packing units.

SPRING-LOADED CONNECTORS

**[www.precidip.com](http://www.precidip.com)**

PRECI-DIP SA Rue Saint-Henri 11 P.O.Box 834 CH-2800 Delémont / Switzerland  
PHONE +41 (0)32 421 04 00 FAX +41 (0)32 421 04 01 E-MAIL [sales@precidip.com](mailto:sales@precidip.com) [www.precidip.com](http://www.precidip.com)